

IMPRESSA XJ9 Professional



Descalcificar o aparelho

Duração aproximada 50 min.

Material necessário:

pastilhas anticalcário

Caixa de 36 unidades (Art. 70751)

Embalagem de 3 unidades (Art. 61848)



Este manual breve não substitui o "Manual de instruções IMPRESSA XJ9 Professional". Primeiro, leia e respeite as instruções de segurança e advertências para evitar perigos.


Pré-requisito: »Por favor, selecione o seu produto:«




»Estado de manutenção (1/6)«





»Descalcificação«




»Esvaziar bandeja de recolha de água«




»Agente descalcificador no depósito«





»Por favor, pulse o Rotary Switch.«




»Aparelho descalcificando.«
»Esvaziar bandeja de recolha de água«





»Por favor, encha o depósito de água«



»Por favor, pulse o Rotary Switch.«



»Aparelho descalcificando.«
»Aparelho aquecendo.«
»Aparelho lavando.«
»Esvaziar bandeja de recolha de água.«



»Por favor, selecione o seu produto:«