

# IMPRESSA Xs9 Classic

## Descalcificar la máquina

Duración estimada 45 min

Material necesario:

Pastillas de descalcificación

Bote de 36 uds (Art. 70751)

Bolsa de 3 uds (Art. 61848)




Esta guía rápida no sustituye al «Modo de empleo IMPRESSA Xs9 Classic». Lea y respete en todo caso primero las indicaciones de seguridad y advertencias preventivas con el fin de evitar peligros.




Condición previa: **ELIJA PRODUCTO / DESCALC. MÁQUINA**



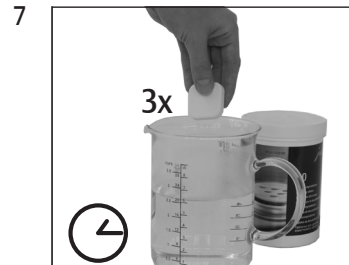

DURACION 45 MIN. / INICIAR SI




VACIAR BANDEJA





DESCALC. EN TANQUE





DESCALC. EN TANQUE / PULSAR ENJUAGADO




DESCALC. VACIAR BANDEJA






ENJUAGAR DEPÓSITO / LLENAR AGUA



PULSAR ENJUAGADO



DESCALC.  
CALENTANDO  
ENJUAG. MAQUINA  
VACIAR BANDEJA



ELIJA PRODUCTO