

IMPRESSA Xs9 Classic

Decalcificazione dell'apparecchio

Durata approssimativa 45 min.

Materiale necessario:

Pastiglie per la decalcificazione


Barattolo da 36 (Art. 70751)

Confezione da 3 (Art. 61848)




Le presenti istruzioni in breve non sostituiscono le «Istruzioni per l'uso IMPRESSA Xs9 Classic». Come prima cosa si raccomanda di leggere e attenersi alle norme di sicurezza e avvertenze al fine di evitare situazioni di pericolo.




Condizione preliminare:
SCEGLIERE PRODOTTO /
DECALCIF. APPARECCH.



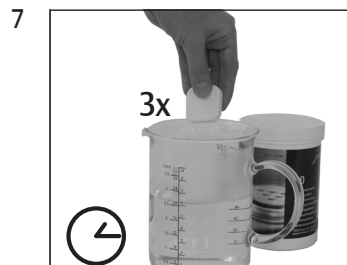
DURATA CA. 45 MIN /
INIZIARE SI




SVUOTARE VASSOIO






VERSARE PRODOTTO





VERSARE PRODOTTO /
PREMERE MANUTENZ.





DECALCIF.
SVUOTARE VASSOIO






SCIACQUARE CONT. ACQUA /
RIEMPIRE CONT. ACQUA



PREMERE MANUTENZ.



DECALCIF.
SI RISCALDA
APPAR. SCIACQ.
SVUOTARE VASSOIO



SCEGLIERE PRODOTTO